

# Phonics

Match the pictures that have the same beginning sound.



## Word Play

Unscramble to make the words given in the box.

terrible

please

horrible

awful

scared

chance

A. l a u w f    \_ \_ \_ \_ \_

B. s p l a e e    \_ \_ \_ \_ \_

C. n e c a h c    \_ \_ \_ \_ \_

D. d r a c e s    \_ \_ \_ \_ \_

E. b r o i l h e r    \_ \_ \_ \_ \_

F. r e b e t l r i    \_ \_ \_ \_ \_

## Vocabulary

Circle the correct word to complete the sentence.

1.

Whatever you do, do not turn this ( pay / page ).

2.

You are going on ( anyway / anyone )?

3.

Please, please, please ( close / clap ) the book now.

4.

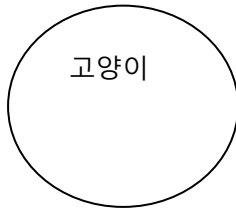
All right, I ( learned / warned ) you.

## Reading Comprehension

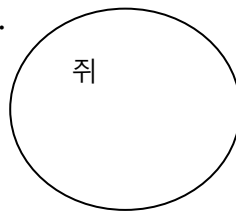
Answer the questions based on the story.

1. Who told the story?

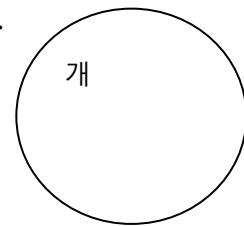
a.



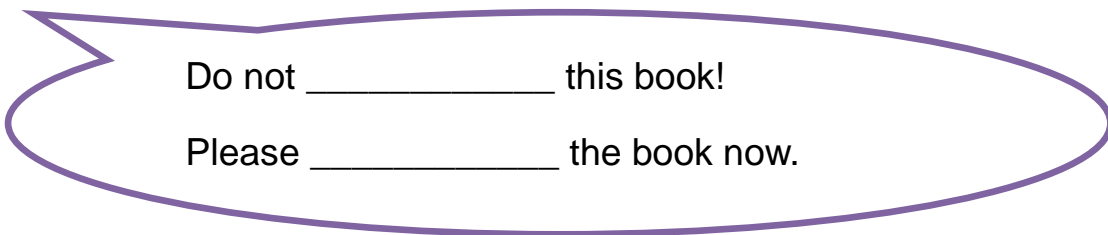
b.



c.



2. What did the character say? Fill in the blanks.



3. Fill in the blanks.

Cause	Effect
You turned the _____ to the end of the book.	You saw the terrible, _____, awful thing.

4. What was the terrible thing?

- a. meanies eating spaghetti
- b. minis eating noodles
- c. minors eating pizza

## Sentence Structure

### 1. Read the sentence.

Aren't you scared of the terrible, horrible thing?

### 2. Trace the words.

**Aren't you scared of the terrible, horrible thing?**

**Aren't you scared of the terrible, horrible thing?**

**Aren't you scared of the terrible, horrible thing?**

### 3. Trace the sentence.

**Aren't you scared of the terrible, horrible thing?**

## Book Report

Name		Date	
Title			
Author		Illustrator	
Characters			
Write 5 new words from the book.			
1.			
2.			
3.			
4.			
5.			
Draw your favorite part of the story from the book.			